



Construction

POLYMER COMPOSITE NAILS




CEDAR SHAKE SIDING INSTALLATION

Cedar shakes and non-structural siding can be installed using RAPTOR® coil nails. The beauty of the shakes will not be marred by unsightly black streaks from corroded metal fasteners and there will not be thermal transfer of heat and cold from the exterior to the interior through metal nails.




FENCE PICKET INSTALLATION

Fence pickets will retain their uniform appearance over time without developing unsightly black streaks from metal nails. RAPTOR® coil and bulk nails come in colors to match the stain of the fence so they blend in and are virtually invisible.



CELLULAR PVC TRIM & MOLDING

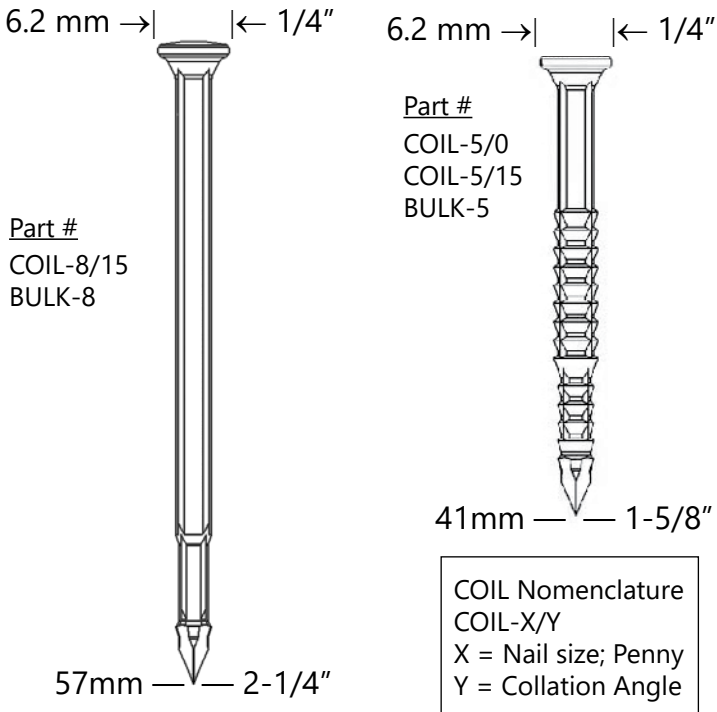
Installation of PVC trim and molding is much easier with RAPTOR® composite finish nails in white color to match the trim. There is no need to putty and no fear of staining the white trim from metal corrosion. RAPTOR® nails will never rust or stain, they match the trim and there is no need to putty.



RAPTOR® Coil & Bulk Composite Nails



RAPTOR
OMER



Required Tools

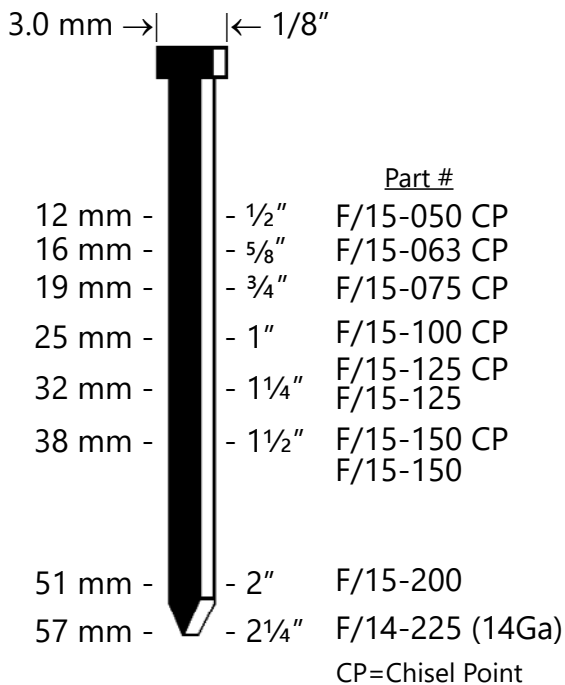


Packaging:

BULK: 1000 nails per box • 12 boxes per case
COIL: 3200 nails per coil • 16 coils per box

RAPTOR® F/15 & F/14 Composite Finish Nails (15 & 14 Gauge)

Required Tools



**OMER 17P.32
Finish Nailer**



**OMER B17P.763
Finish Nailer**

Packaging: 2350 nails per box • 16 boxes per case

